

## Weekly Plan of Work

**Class:** Second Class

**Week beginning:** 11<sup>th</sup> January 2021

### Note from teacher:

Hi everyone, I hope you are all keeping well and had a lovely Christmas.

I have put together some activities for you for this week that I hope you will enjoy doing at home. The adults around you will help you and remember to take your time doing them, there is no rush! Some activities I will not be collecting, however for others I will be asking you to email me some of your learning where possible- these will be marked YES in the submission box. If you need to use your parent/ guardian's email to do this that is perfectly fine. In order to submit a picture/ sound clip or document to me please ensure that you put **your name, date and title of the task** in the subject of the email to me so that I know who it is and what is being submitted. I will check my emails every day but it is your responsibility to email these to me each day or as soon as you can! I am available from 9.10-2.50pm and will try to respond to you all.

Thanks,

Ms. Kennedy [rebecca@smltullow.ie](mailto:rebecca@smltullow.ie)

P.S. If there is a subject that you do not participate in e.g. Religion please spend extra time on the Maths games and English activities provided.

Zoom Meetings Date and time:

1. Monday 11<sup>th</sup> January @ 12pm.


Link to meeting: <https://us04web.zoom.us/j/73684471595?pwd=VFNZaFhQVHpnU1U1UVVWaCtJSkxHZz09>

Meeting ID: 736 8447 1595

2. Wednesday 13<sup>th</sup> January @ 12pm. Link to meeting: <https://us04web.zoom.us/j/73225906744?pwd=NGloMW1aLzhDRmFQaFVvSDFZbGhzZz09>  
Meeting ID: 732 2590 6744

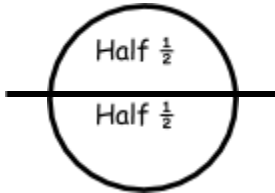


**Monday 11<sup>th</sup> Jan**

Subject	Title of Task	Activity	Resource	Submission
English	Oral language Reading Silent Letters Spellings	Show and Tell your favourite Christmas toy on ZOOM @ 12:00 - 12:30 My Read at Home p. 64. Read and answer the questions in your copy. Sounds Make Words p. 51 Look, say, cover, write and check your spellings 1 - 3	Spellings: /ee/ sound: arm, shark, seen, three, seat, please, teenager, cream, eleven, twelve.	No
Gaeilge	Spellings	Look, say, cover, write and check your spellings 1 - 3.		Spellings: a sound Hata, cat, bata, glas, asal, mata, lampa, madra, capall.
Maths	Fractions Half	Work It Out p. 35 Monday Tables -2 Watch this video to learn about half: <a href="https://www.youtube.com/watch?v=yDhofz3TpEw">https://www.youtube.com/watch?v=yDhofz3TpEw</a> Find a piece of paper. Fold it in half. Colour one half blue and one half red. Make sure both pieces are the same size. Can you find anything at home that can be split in half? <b>In your copy, draw three things that you can split in half.</b>	Fraction: Is a piece of something.  Half or $\frac{1}{2}$ : When something is split into two parts that are the exact same size.	No
Religion	Story	Listen to the story 'The Hare and the Tortoise' by clicking on this link: <a href="https://www.youtube.com/watch?v=gfbSIIdwLOFE">https://www.youtube.com/watch?v=gfbSIIdwLOFE</a> <b>Having watched the video, answer these questions:</b> Who did you think was going to win the race at the start of the story? How do you think the hare felt at the start of the race? Do you remember a time when you felt like this? How do you think the tortoise felt at the end of the race? Have you ever felt like him? What would you say to the tortoise at the end of the race? What can you learn from this story?		No



SPHE	My Family	<p>Discuss the importance of saying 'thank you' with someone at home. Think about the times when you might have said 'thank you' for something someone did for you or something someone gave you. Choose a person who has been very kind to you and write this person a letter to thank them.</p> <p>Dear... (Mum, Dad...)</p> <p>Thank you for being so good to me.</p> <p>Thank you for the times you... (fed me, cheered me up when...).</p> <p>I love you because you ... (are kind to me, always make me laugh...).</p> <p>You make me happy when you... (hug me, tuck me in at night...).</p> <p>Thank you for everything you do.</p> <p>Lots of love,</p> <p>_____</p>		<p>Yes</p> <p>Take a picture of your letter and send it to my email.</p>
Other: Geography	China	<p>Watch the video about China by clicking the link:  <a href="https://www.youtube.com/watch?v=iEueKKpWKAI&amp;t=14s">https://www.youtube.com/watch?v=iEueKKpWKAI&amp;t=14s</a></p> <p><b>In your copy, answer these questions based on the video:</b></p> <p>Is China the largest country in the world?</p> <p>How many people live in China?</p> <p>What is the capital city of China?</p> <p>Name one Chinese celebration?</p> <p>What is special about the Chinese calendar?</p> <p>Which city in China has the most skyscrapers in the world?</p>		<p>Yes</p> <p>Take a picture of your answers and send them to my email.</p>

Tuesday 12<sup>th</sup> Jan


Subject	Title of Task	Activity	Resource	Submission
English	Writing: Recount  Spellings	Write about your Christmas holidays. Who did you celebrate it with? What presents did you get? What did you eat? What other things did you do? Make sure to check your spellings and capital letters and full stops. Look, say, cover, write and check your spellings 1 - 6.		<b>Yes</b> Take a picture of your writing
Gaeilge	Bia  Reading  Spellings	Cén t-am é: What time is it? <b>Tá sé a _____ a chlog. It is _____ o' clock.</b> Watch this video to hear the pronunciation: <a href="https://www.youtube.com/watch?v=2PVIAMRPjfY">https://www.youtube.com/watch?v=2PVIAMRPjfY</a> Try reading these sentences:  Tá sé <b>a haon</b> a chlog. Tá sé <b>a dó</b> a chlog. Tá sé <b>a trí</b> a chlog. Tá sé <b>a ceathar</b> a chlog. Tá sé <b>a cuig</b> a chlog. Look, say, cover, write and check your spellings 1 - 6.	          <b>1 = a haon</b> <b>2 = a dó</b> <b>3 = a trí</b> <b>4 = a ceathar</b> <b>5 = a cúig</b>	No
Maths	Fractions Half	Work It Out p. 35 Tuesday Tables -2 <b>In your copy, draw and label</b> these 2D shapes: triangle, square, rectangle, diamond, circle and oval. <b>Split each shape in half using your ruler.</b> When we split shapes in half, we sometimes break them into two new shapes, for example, when you split a circle in half you make two semi-circles. Have a look at the other shapes you've drawn to see what new shapes you made.	When you half a circle you make two semi-circles: 	Yes Take a picture of the 2D shapes and send it to my email.
P.E	Yoga	Yoga. <a href="https://www.youtube.com/watch?v=X655B4ISakg">https://www.youtube.com/watch?v=X655B4ISakg</a>		No

Religion	Scripture	<p>Listen to the story 'David and Goliath' by clicking this link:  <a href="https://www.youtube.com/watch?v=qgOVBOm49tQ">https://www.youtube.com/watch?v=qgOVBOm49tQ</a></p> <p><b>Having watched the video, answer these questions:</b>  How do you think David's brothers felt when they saw him going to fight Goliath with no armour and no real weapons?  Do you think David was even a little bit scared? What helped him to be so brave?  What was your favourite part of the story? Do you think Jesus like to hear this story when he was growing up? Why/why not?</p>		No
Other: Geography	China	Research the Chinese flag. Draw and colour it.		No

**Wednesday 13<sup>th</sup> Jan**

Subject	Title of Task	Activity	Resource	Submission
English	Reading Silent Letters Spellings	My Read at Home p. 65. Read and answer the questions <b>in your copy</b> . Sounds Make Words p. 52 Look, say, cover, write and check your spellings 1 - 10.		No
Gaeilge	Bia       Spellings	Cén t-am é: What time is it? <b>Tá sé _____ a chlog: It is _____ a clock.</b> Write out each sentence and draw a clock showing this time. Tá sé <b>a haon</b> a chlog. Tá sé <b>a dó</b> a chlog. Tá sé <b>a cúig</b> a chlog. Tá sé <b>a trí</b> a chlog. Tá sé <b>a ceathar</b> a chlog. Look, say, cover, write and check your spellings 1 - 9.	Tá sé a dó a chlog: 	Yes  Take a picture of your sentences and clocks and send it to my email.
Maths	Fractions Half	<b>What is a fraction? What is a half? How do I write half? What happens when you half a 2D shape? How to half different numbers? On ZOOM @ 12:00 - 12:30.</b> Work It Out p. 36 Wednesday Tables -2 <b>In your copy, draw and circle</b> half of each set. 6 balloons, 2 pigs, 10 pencils, 8 books, 20 straws.	Draw 4 balls and circle half of the balls.  half                      half	No
Religion	Scripture	Retell the story 'David and Goliath'. Draw a picture of David fighting Goliath. Describe your picture to someone at home.		Yes Take a picture of your drawing
SPHE	My Family	Make a list of the people in your family. Write about what each person does to help around the house, for example, I sweep the kitchen floor, daddy washes the dishes and hovers the carpets...		No
Other: English	Handwriting	All Write Now p. 31  *Also, if there are any pages in your handwriting book that are not finished, feel free to go back over those pages in your spare time.		No

**Thursday 14<sup>th</sup> Jan**

Subject	Title of Task	Activity	Resource	Submission
English	Reading Silent Letters Speech Marks  Spellings	My Read at Home p. 66. Read and answer the questions <b>in your copy</b> . Sounds Make Words p. 53 Put speech marks into these sentences: You must learn your spellings, said the teacher. This is a tricky situation, thought Luke. Stop jumping up and down! Shouted David. I would like to be a vet, I thought. Test	<b>Speech marks</b> are used around the words that someone says or thinks, "I like my job", said Jake.	Yes Take a picture of the sentences with speech marks and send it to my email.
Gaeilge	Bia  Spellings	<b>Cad atá uait?</b> <b>What do you want?</b> Tá _____ uaim. I want _____.    Write five sentences using the words given. For example, tá <b>leite</b> uaim, tá <b>uisce</b> uaim... Test		Yes  Take a picture of your sentences and send it to my email.
Maths	Fractions Half	Work It Out p. 36 Thursday Work It Out Friday Test (at the back of book) Tables Test Planet Maths p. 66		No
P.E	Athletics	20 second running on the spot, 20 jumping jacks, 20 lunges, 20 sit ups, 20 push ups, 20 seconds plank, 20 seconds running on the spot		No
Religion	Scripture	Remind the children that David believed that God was by his side, looking after him, like a shepherd looks after his/her sheep. When David grew up, he wrote a psalm about this. It is Psalm 23 in the Bible 'The Lord is my Shepherd'. Listen to a song about Psalm 23 by clicking this link: <a href="https://www.youtube.com/watch?v=mgpjb33NVnA">https://www.youtube.com/watch?v=mgpjb33NVnA</a> Discuss the meaning of the song with someone at home.		No
Other: Art	Drawing	Watch this video to draw a Winter landscape: <a href="https://www.youtube.com/watch?v=sqDPtfWz5o8">https://www.youtube.com/watch?v=sqDPtfWz5o8</a>		Optional

**Fun Friday 15<sup>th</sup> Jan**

Subject	Title of Task	Activity	Resource	Submission
P.E	Workout	Complete the challenge. <a href="https://www.youtube.com/watch?v=ZQJLAX00P4k">https://www.youtube.com/watch?v=ZQJLAX00P4k</a>		No
SPHE	My Family	Create a certificate for your parents describing how you will help at home for the new year ahead. Make sure you and your parents agree on it and sign it. Hang this up somewhere around the house so you can look at it every day to remind yourself of all the ways you can help your family at home.		Yes Take a picture of your certificate and send it to my email.
Drama/ Music/Art	Music - Listening	Guess the song: <a href="https://kids.niehs.nih.gov/games/songs/guess/childrens/index.htm">https://kids.niehs.nih.gov/games/songs/guess/childrens/index.htm</a>		No