

## Weekly Plan of Work

**Class:** Second Class    **Week beginning:** 25<sup>th</sup> January 2021

### Note from teacher:

Hi everyone, I hope you are all keeping well. You are all putting in a huge effort at home. I really enjoyed reading your fairy tales, they were all very creative and imaginative, well done everyone!

Also, I hope you are all enjoying learning about China. This will be our last week doing activities on it. Next week I will be asking you to make your own project about China so make sure you keep all of the facts and information you've gathered so far.

Just as a reminder there will be a junior assembly this Friday 29<sup>th</sup> of January at 1pm on zoom. Ms. Coen will send you the link via email. Make sure you log in as our Pupil of the Month will be announced.

Thanks,

Ms. Kennedy    [rebecca@smltullow.ie](mailto:rebecca@smltullow.ie)

P.S. If there is a subject that you do not participate in e.g. Religion please spend extra time on the Maths games and English activities provided.

Zoom Meetings Date and time:

**1. Monday 25<sup>th</sup> January @ 12pm.**

Link to meeting: <https://us04web.zoom.us/j/72333899307?pwd=TUpiemRtOG1OZjI0U0xaZnljTys0Zz09>

Meeting ID: 723 3389 9307

Passcode: SECOND

**2. Wednesday 27<sup>th</sup> January @ 12pm.**

Link to meeting: <https://us04web.zoom.us/j/75911711753?pwd=QVRMVE5xaEdPeTJsaitCbEFnQW9kUT09>

Meeting ID: 759 1171 1753


Passcode: SECOND



**Monday 25<sup>th</sup> Jan**

Subject	Title of Task	Activity	Resource	Submission
English	Spellings Handwriting Grammar	-Look, say, cover, write and check your spellings 1 - 3. -All Write Now p. 33 -Sounds Make Words p. 56 (suffix -ing). <b>Procedure : ZOOM @ 12pm</b> <b>Spellings: /oa/ sound:</b> Such, luck, home, froze, foal, stone, toast, snowball, fifteen, sixteen.		No
Gaeilge Bia	Spellings  Bí ag scríobh	Look, say, cover, write and check your spellings 1 - 3. <b>*see translation at end of plan*</b> <b>In your copy</b> , answer these questions: 1. An maith leat prataí? (potatoes) _____. 2. An maith leat milséain? (sweets) _____. 3. An maith leat seacláid? (chocolate) _____. 4. An maith leat trátaí? (tomatoes) _____. 5. An maith leat arán? (bread) _____. <b>Spellings: /o/ sound</b> cos, clog, doras, frog, bosca, gorm, moncaí, gorm, mo, do.	-An maith leat ____? <b>Do you like ____?</b> -Is maith liom _____. <b>I like ____.</b> -Ní maith liom _____. I don't like _____.	Yes
Maths	Fractions	-Work It Out p. 38 Monday -Tables -4 -Planet Maths p. 70		No
Religion	Zacchaeus	Watch the video about Zacchaeus: <a href="https://drive.google.com/file/d/1vrnImdR45zs4LpmwNPhDfuwS2IIN4RtI/view">https://drive.google.com/file/d/1vrnImdR45zs4LpmwNPhDfuwS2IIN4RtI/view</a> Answer these questions <b>orally</b> : 1. How do you think Jesus knew Zacchaeus' name? What do you think Jesus knew about Zacchaeus? Why do you think he called Zacchaeus' name? How do you think Zacchaeus felt when Jesus called his name? 2. Zacchaeus told Jesus that he had sinned. To sin means to choose not to live as Jesus asked his friends to live. To sin is not to love as Jesus did. What were Zacchaeus's sins? 3. Do you think giving away half his belongings and giving away four times the money back to those he cheated was a good way for Zacchaeus to say sorry for his sins? Why or why not?		No
SPHE	Showing Our Feelings	-Watch this video to learn about our feelings: <a href="https://watchkin.com/90fafc793e">https://watchkin.com/90fafc793e</a> -How do you show your feelings through your face - mouth, eyes, eyebrows and forehead? How do you show your feelings through your body movements - head, shoulders, arms, legs and feet? <b>In your copy</b> , draw a picture to show each of these: 1. When people feel tired, they look like this... 2. When people feel frightened, they look like this ... 3. When people feel unwell, they look like this ... 4. When people feel lonely, they look like this ... 5. When people feel surprised, they look like this ...		No
Other: Science	China	Learn about the panda by watching this video: <a href="https://watchkin.com/0564f8f902">https://watchkin.com/0564f8f902</a> <b>In your copy</b> , write six facts about the panda.		Yes

**Tuesday 26<sup>th</sup> Jan**

Subject	Title of Task	Activity	Resource	Submission
English	Spellings Grammar  Procedure	-Look, say, cover, write and check your spellings 1 - 6.-Sounds Make Words p. 57 (adding -ed & -ing to the end of a magic 'e' word).-Read the procedure 'How to Make Milkshake'. <b>*attached at end of plan*- In your copy</b> , write down the bossy verbs and place each bossy verb into a sentence. <b>Bossy verbs</b> tell us what to do. They are found at the start of a sentence and they change the sentence into an action that has to be done, for example, <b>bring, put</b> and <b>take</b> .		Yes
Gaeilge	Bia  Bí ag éisteacht  Bí ag léamh     Bí ag scríobh	-Look, say, cover, write and check your spellings 1 - 6. -Watch this video: <a href="https://drive.google.com/file/d/1U7hIEpuVR78DepijQQ1MDEyr4oNUyiZI/view">https://drive.google.com/file/d/1U7hIEpuVR78DepijQQ1MDEyr4oNUyiZI/view</a> Read the story:  <b>In your copy</b> , fill in the blanks. Rinne Mamó _____. Rinne Daideo _____. Rinne Mamaí _____. Rinne Daidí _____.		No
Maths	Money	-Work It Out p. 38 Tuesday- Tables -4 -Find these coins at home, examine them and place them in order: 1c, 5c, 10c, €1, 50c, €2, 20c, 2c. Answer these questions <b>orally</b> : 1. Which coin has the largest value? 2. Which coin has the smallest value? 3. Show me the 1c coin, 5c coin, 50c coin, €1 coin, 20c coin and €2 coin. 4. Make 25c with the coins. Which two coins did you use? 5. Make 7c with the coins. Which two coins did you use? 6. Make 15c with the coins. Which two coins did you use? 7. Make 70c with the coins. Which two coins did you use? Play this game to practise counting money: <a href="https://www.topmarks.co.uk/money/toy-shop-money/eur">https://www.topmarks.co.uk/money/toy-shop-money/eur</a> €1 = 100c €2 = 200c *Make as many different amounts as you want until your happy to move on. *With this maths game start at the lowest level and work your way up.		No
P.E	Hand - eye co-ordination	Try the Bop-It challenge with someone at home, see who can get the highest score: <a href="https://watchkin.com/385cf3bafd">https://watchkin.com/385cf3bafd</a>		No
Religion	Zacchaeus	Retell the story of Zacchaeus to someone at home. <b>In your copy</b> , write down two bad choices that Zacchaeus made and two good choices that Zacchaeus made in the story.		No
Other: History	China	Learn about The Great Wall of China by watching this video: <a href="https://watchkin.com/801cc9e811">https://watchkin.com/801cc9e811</a> <b>In your copy</b> , write six facts about the Great Wall of China.		Yes

Wednesday 27<sup>th</sup> Jan: Grandparents Day today! Send them a message to tell them you love them/ say a prayer if they are in Heaven

Subject	Title of Task	Activity	Resource	Submit
English	Spellings Oral language  Procedure	-Look, say, cover, write and check your spellings 1 - 10. -My Read at Home p. 69. Read and answer the questions orally. -Read the procedure 'Going Outside on a Rainy Day'. <b>*attached at end of plan*</b> <b>In your copy</b> , answer these questions. 1. What do you need to go outside on a rainy day? 2. Why do you think you need to wear boots and not shoes on a rainy day? 3. What is the third thing you do before going outside on a rainy day? 4. Why do you think it is important to cover your ears with your hat? 5. What is the last thing you do before going outside on a rainy day? <b>Write down the bossy verbs and place each bossy verb into a sentence.</b>		No
Gaeilge Bia	Bia  Bí ag éisteacht  Bí ag léamh   Bí ag scríobh	-Look, say, cover, write and check your spellings 1 - 10. -Watch the video: <a href="https://drive.google.com/file/d/1E7VhnqtE94hAfsbUcN9F3d0pzFP0Y0i1/view">https://drive.google.com/file/d/1E7VhnqtE94hAfsbUcN9F3d0pzFP0Y0i1/view</a> Read the story:  <b>In your copy</b> , fill in the blanks. 1. _____ Mamó go dtí an teach. 2. _____ ocras ar Mhamó. 3. _____ Óisín ceapaire di. 4. _____ Óisín an ceapaire do Mhamó. 5. _____ Mamó an-sásta.		No
Maths	Money	-Work It Out p. 39 Wednesday -Tables -4 - <b>ZOOM @ 12pm</b>		No
Religion	Zacchaeus	Draw a picture of Zacchaeus in the sycamore tree looking at Jesus walking down the path towards him. When Jesus reached Zacchaeus, he called 'Hurry down Zacchaeus, I'd like to eat with you this evening in your house'. <b>*Don't forget to colour in your picture!</b>		Yes
SPHE	Showing Our Feelings	-Write about a time when you felt excited. -Draw a picture to show how you felt. <b>*Don't forget to colour in your picture!</b>		Yes
Other: English	Handwriting	All Write Now p. 34.		No

**Thursday 28<sup>th</sup> Jan**


Subject	Title of Task	Activity	Resource	Submit
English	Spellings Oral Language  Grammar	-Test -My Read at Home p. 70. Read and answer the questions orally. - <b>In your copy</b> , write the plurals by adding <b>s</b> : page, arm, marker, goat, tie, hat, chair, pot, ghost, pen. - <b>In your copy</b> , write the plurals by adding <b>es</b> : class, stitch, glass, witch, bus, kiss, pitch, wish, box, brush. - <b>In your copy</b> , rewrite these sentences, change the underlined words to plural. 1. The <u>girl</u> picked up the <u>box</u> . 2. The <u>basket</u> fell off the <u>bench</u> . 3. The <u>torch</u> and <u>lamp</u> were on sale. 4. Decorate the <u>tree</u> and bush. 5. The <u>fox</u> ate the <u>rabbit</u> . 6. The <u>robin</u> sat on the <u>branch</u> . <b>Plural: more than one</b> To make words plural we usually add <b>s</b> . For example, one biscuit - a plate of biscuits. When making some words plural we add <b>es</b> . Words ending in <b>sh, ch, ss, s</b> and <b>x</b> need <b>es</b> to make them plural. For example, one brush - three brushes.		Yes
Gaeilge Bia	Spellings Bí ag scríobh	-Test -Draw and label a picture of your favourite dinner. *Use the Irish vocabulary attached at the end of this plan to help!		No
Maths	Money	-Work It Out p. 39 Thursday-Work It Out Friday Test (at the back of book)-Tables Test -4 -Planet Maths p. 76		Yes
P.E	Movement break	-Take part in this 5-minute workout with Joe Wicks: <a href="https://watchkin.com/a28cc53ad2">https://watchkin.com/a28cc53ad2</a>		No
Religion	Zacchaeus	-Sing along to the song about Zacchaeus: <a href="https://drive.google.com/file/d/1T-cNvYdE1U1mIntRxetGkVEsRmft2uh6/view">https://drive.google.com/file/d/1T-cNvYdE1U1mIntRxetGkVEsRmft2uh6/view</a> -Colour in the picture of Zacchaeus. *Colouring picture attached at the end of the plan.		No
Art	Drawing	-Draw a panda following the steps in the video: <a href="https://watchkin.com/c6ec7b8f1a">https://watchkin.com/c6ec7b8f1a</a>		Yes

**Fun Friday 29<sup>th</sup> Jan Assembly today @ 1pm:Ms. Coen will send a link to this**

Subject	Title of Task	Activity	Resource	Submit
P.E	Under arm throw	Try the Towel Fold Challenge with someone at home, see who can do the challenge in the fastest time: <a href="https://watchkin.com/a56c7cd810">https://watchkin.com/a56c7cd810</a>	Towel Sock	No
SPHE	Showing Our Feelings	Listen to each of the classical pieces below. Respond to each piece of music by moving or dancing around at home. After each piece, stop and talk to someone at home about how you felt when listening to the music and why you think you felt this way. 1. <a href="https://watchkin.com/a479cc2bff">https://watchkin.com/a479cc2bff</a> 2. <a href="https://watchkin.com/a0835260ef">https://watchkin.com/a0835260ef</a> 3. <a href="https://watchkin.com/95bc0da9a6">https://watchkin.com/95bc0da9a6</a> *These piece of music are quite long so feel free to listen to the first few minutes of each one before moving on to the next.		No
Drama/ Music/ Art	Charades	Play a game of charades with someone at home. Write down some feelings on to different pieces of paper and place them into a pile. Pick a feeling from the pile and mime it. The other person must try and guess the feeling you are miming.		No



## Irish Spellings



## Irish Vocabulary



## How to Make a Milkshake

### Ingredients:

- milk
- vanilla ice-cream
- fruit (optional)
- milkshake flavouring (chocolate, strawberry or banana)

### Equipment:

- ice-cream scoop
- blender
- Cup
- Straw

### Method:

1. First, pour some milk into the blender.
2. Next, put one scoop of vanilla ice-cream into the blender.
3. Then, pour some milkshake flavouring into the blender.
4. Afterwards, add some chopped up fruit to the mixture.
5. Turn on the blender gently, once the milkshake is smooth, turn off the blender.
6. Pour the milkshake into a cup.
7. Finally, drink your milkshake with a straw. Enjoy!




## Going Outside on a Rainy day

### What you need:

- boots
- raincoat
- scarf
- hat
- umbrella

### Method:

1. First, put your boots on. Put your left foot in the left boot and the right foot in the right boot.
2. Tie your laces carefully.
3. Then, put your raincoat on. Put your left arm into the left sleeve and your right arm into the right sleeve.
4. Zip your coat all the way up to the top.
5. Next, wrap your scarf around your neck.
6. Afterwards, put your hat on your head and make sure to cover your ears.
7. Finally, get an umbrella.





## Zacchaeus

### Luke 19:2-8

Jesus looked up in a sycamore tree and found someone who wanted to see him. This person was rich, but he still saw a need to come to Jesus. He was a sinner, but he repented from his sin and was willing to repay those he had cheated four times the amount he had taken from them. Connect the dots to see this person in the sycamore tree and unscramble the letters in the box to spell his name.

