

EXAMPLE FOR HOME PLAN

Class: First Class **Week beginning:** 1st- 5th February

Note from teacher:

Hi everyone, I hope you are all doing well and getting on ok with the work. Keep sending me on your work and videos. You are all doing amazing!

The 1st of February is **St. Brigid's Day** so our Religion and History lessons on Monday are based around that. I have included a variety of activities that I hope you get to try out.

It is also **Internet Safety week**. We will be looking at lots of different ways that we can keep safe while using the internet. We will have a lesson on internet safety on our **Zoom on Tuesday** that I hope you will be able to join. If you did not have an opportunity to complete your internet safety poster, there is still time this week. The deadline is the **5th of February** and you submit your poster via parent or guardian Facebook account to **Tullow SCP** on Facebook. **Include your name, class and school with entry.** www.facebook.com/Tullow-SCP-291058957723406 From this week on we will be starting your **Core Reader and English Portfolios**. These books are ready in school to be collected. If you could have them for Wednesday that would be great. I have also included **activity sheets** that we will be working on over the next few weeks. Your English lessons will look like the following for the next few weeks: Monday- Sounds Make Words, Tuesday- Sounds Make Words and All Write Now, Wednesday- Core Reader and comprehension questions and Thursday- Vocabulary or Grammar activities. There is also a **change to the Zoom timetable**. This change will allow extra time for lessons and check-ins. From this week on our Zoom classes will be 45 minutes on **Tuesdays @ 11.05am- 11.50am and Thursdays @ 10.20am- 11.05am**.

Please do as much as you can and don't worry if you don't get it all completed. **All you can do is your best!** I look forward to seeing you on Zoom!

Thanks,
Ms. O'Brien
roisin@smltullow.ie

P.S If there is a subject that you do not participate in e.g Religion please spend extra time on the Maths games and English activities provided.

Zoom Meetings date and time:


1. Tuesday February 2nd at 11.05 am	2. Thursday February 4 th at 10.20 am
Topic: FIRST CLASS Ms. O'Brien Tuesday January 26 th Time: Feb 2nd, 2021 11:05 AM London https://zoom.us/j/95835332079?pwd=bXVmeDAwcm9adEdXUzVmSmsrc3ZxQT02 Meeting ID: 958 3533 2079 Passcode: FIRST1	Topic: FIRST CLASS Ms. O'Brien Thursday January 28 th Time: Feb 4 th , 2021 10.20 AM London https://zoom.us/j/96763977596?pwd=OFRFV2FCMTIDRnIRK1BscUJwK1dNZz02 Meeting ID: 967 6397 7596 Passcode: FIRST1

Monday 1st February- St. Brigid's Day


Subject	Title of Task	Activity	Resource	Submit
English	Reading Writing	-Learn spellings : Group 12: 1. bed 2. wet 3. prod-Put these words into sentences in your copy.- Read new words : Week 2: bicycle, small, gleaming- Sounds Make Words pg. 35: Tick the correct word.	Spelling sheet New words Sounds Make Words	Yes
Gaeilge	An Aimsir	-Watch Bua na Cainte lesson 5 https://drive.google.com/file/d/1Gi9FblUg1unwukeXqFpadTL1hAG4pR7V/view?usp=sharing - Foclóir nua : sneachta (snow), fear sneachta (snowman), liathróid sneachta (snowball), caith (throw), buail (hit). -Write these words in your copy and draw a picture beside them. -What is the weather like today? Practice talking.	Links Copy	Yes
Maths	Addition 2	- Tables 10+ . - Work it Out Week 19 Monday pg. 40. -Practice your odd and even numbers 0-20. (even numbers end in 2, 4, 6, 8, 0 and odd numbers end in 1, 3, 5, 7, 9)-Play game of ten at ten . Try level 2 addition. https://www.topmarks.co.uk/maths-games/daily10 - Planet Maths pg. 85.	Work it Out Planet Maths	No
Religion	The story of St. Brigid.	-Listen to the song 'We Sing a Song to Brigid'. https://youtu.be/yqs7lcZvSA8 -Watch this short video of teacher reading the story of St. Brigid's magical cloak. https://drive.google.com/file/d/1Ij7WA-ex7v9iibVEu0j-9hNquGx0Ca30/view?usp=sharing -Answer these short questions about the story (you don't have to write your answers but talk about them): What did Brigid want to build? Why did Brigid pray to God? What happened when Brigid lay her cloak on the ground? How do you think the King felt when Brigid's cloak grew? Why do you think that? -If you have straws/ rushes try to make a St. Brigid's Cross . Follow the instructions in this link: https://youtu.be/_FYDi-8ujw	Link Copy Straw/ rushes	If you get to make a St. Brigid's Cross I would love to see it
PE	'Spell Your Name'	Let's get moving!-We are going to do a ' Spell Your Name ' challenge. The exercises for each letter is at the bottom of the plan.-Follow the actions for each letter of your name.	Grid at bottom of doc	No
Other: History	St. Brigid	- Retell the story of St. Brigid and her magical cloak in your own words. Sequence the story by recalling what happened in the beginning, middle and end . -Draw a picture of St. Brigid spreading her cloak on the land. -Write words around your picture on how you think Brigid felt when her cloak covered the land. - Or you can print the picture of St. Brigid below, colour it and add your words around it.	Link for story Copy/ paper	Yes

Tuesday 2nd February

Subject	Title of Task	Activity	Resource	Submit
English	Reading Writing	-Learn spellings : Group 12: 4. holly 5. party 6. story-Put these words into sentences in your copy.- Read new words : Week 2: notice, helmet, protected- Sounds Make Words pg. 36: Crossword- All Write Now pg. 31: Revise capital letter 'K', small 'f' and 'k' and 'ck' sound.	Spelling sheet New words Sounds Make Words All Write Now	No
Gaeilge	An Aimsir	-Watch Bua na Cainte lesson 4 https://drive.google.com/file/d/1Gi9FblUg1unwukeXqFpadTL1hAG4pR7V/view?usp=sharing - Foclóir nua : sneachta (snow), fear sneachta (snowman), liathróid sneachta (snowball), caith (throw), buail (hit).-Practice talking about the weather: Inniu an _____. Tá sé te/ fuar. Tá _____ agus _____ sa spéir.	Links	No
Maths	Mental Maths 5	- Tables 10+ .- Work it Out Week 19 Tuesday pg. 40. -Practice adding 3 numbers (look for doubles, near doubles and numbers that add to ten). Ex. 3+3+5= 11. -Play beat the clock . Set a timer for 3 minutes and see how many ways you can make the number 10. Ex. 2+8=10. Then try the number 15. - Planet Maths pg. 86.	Work it Out Planet Maths	Yes
SPHE	Internet Safety	-Listen to teacher read the story 'Buddy the Dog's Internet Story'. Part 1: https://drive.google.com/file/d/1BVdJqX2RoH7I9xCHjUlsE149eaA67wph/view?usp=sharing Part 2: https://drive.google.com/file/d/1XnehVVo_hHrMOy14WekjvJOc3tXLHGQW/view?usp=sharing -Let's write down some ideas together of internet safety rules we should follow. - Safe and Unsafe : Make a grid in your copy/ page and draw or write down ideas that you think are safe and unsafe about using the internet. - Scenario cards : Discuss scenarios about internet safety and what you would do in each situation.	Copy/ Paper	Yes
Religion	The Lost Sheep	-Say a Hail Mary.-Listen to the song 'We Sing a Song to Brigid'. https://youtu.be/yqs7lcZvSA8 -Have a chat about what you already know about sheep. A shepherd is someone that checks on their sheep every day. -Watch this short video of a farmer and her sheep: https://drive.google.com/file/d/1W47o1Xcm1_2P7TrXwo6Ic-YuhqmWiYq1/view?usp=sharing -Talk about how the farmer takes care of her sheep.	Links	No
Other: Geography	From sheep to jumper	-Look at this short video about where wool comes from and how it is made into clothes. https://youtu.be/U7Tw4pqyhck -Look at the labels on your clothes. Are they made from wool? -Create a storyboard of the journey of wool from sheep to jumper. Use pictures and sentences in your storyboard.Ex. 1.The sheep are sheared. 2.Their wool is washed and brushed, etc.	Video link Copy	Yes

Subject	Title of Task	Activity	Resource	Submission
English	Reading Writing	-Learn spellings : Group 12: 7. happy 8. so -Put these words into sentences in your copy. - Read new words : Week 2: knees, ached, time - Core Reader : Read 'A Day in the Park'. Look out for some of your new reading words from last week.- Activity Sheets : Comprehension pg. 6. Answer questions on the story and fill in the missing words.	Spelling sheet Reading words Core reader Activity sheets	Yes
Gaeilge	An Aimsir	- Watch Bua na Cainte lesson 5 https://drive.google.com/file/d/1yk3BHraHNNHq_m-iIIkVf_fhxl_c-t1Q/view?usp=sharing -Look outside. What is the weather like today? Conas atá an aimsir inniú?- Fill in the blanks in your copy :Inniú an _____. Tá lá _____ ann. Tá _____ agus _____ sa spéir. -Draw a picture at the bottom.	Links Copy	Yes
Maths	Tables 5	- Tables 10+ . - Work it Out Week 19 Wednesday pg. 41. -Practice counting in 5's and 10's out loud. Walk around the room and clap them out. -Play a game of ten at ten. Try level 3 addition with 2 digit numbers. https://www.topmarks.co.uk/maths-games/daily10 - Planet Maths pg. 87.	Work it Out Planet Maths	Yes
Religion	The Lost Sheep	-Listen to the song 'The Lord, he is my Shepherd' https://drive.google.com/file/d/19G+ZIP5bVJk0t143ck80dBjicGCS_9vB/view?usp=sharing - Draw and cut out a sheep using card/ paper plate or paper. Decorate the sheep by adding features that will make your sheep unique like you. You can add cotton wool for the body. -While you are making your sheep, have a chat about a time that you have lost something. How did you feel? How did you find it? -If you were a shepherd and lost your sheep, how would you feel? -Add your sheep to your prayer box .	Video link,Paper Cotton wool,Colours/ paint, Decorations for sheep,Prayer box 	If you would like to
SPHE	My Selfie	-Take a selfie with no filters.-Write about the positive things you see and feel . It could be your beautiful smile, bright eyes or how you feel proud of yourself, etc. -If you have a printer, print your picture and write the words around it. If not don't worry, write your words on a page or in copy.- Keep these words , you will need them for tomorrow!	Camera/ grown-ups phone Copy	No
Other: Science	Materials	-There are lots of materials everywhere we look such as wood, paper, plastic, cardboard, glass, etc. -Go on a material hunt in your house or garden. Find something that is smooth, transparent, rough, shiny, hard and soft . Remember you will have to feel the object to know what section to put it in. -Write these words down one side of the page and draw an object that matches the word beside it.	Copy Household objects	Yes

Thursday 4th February

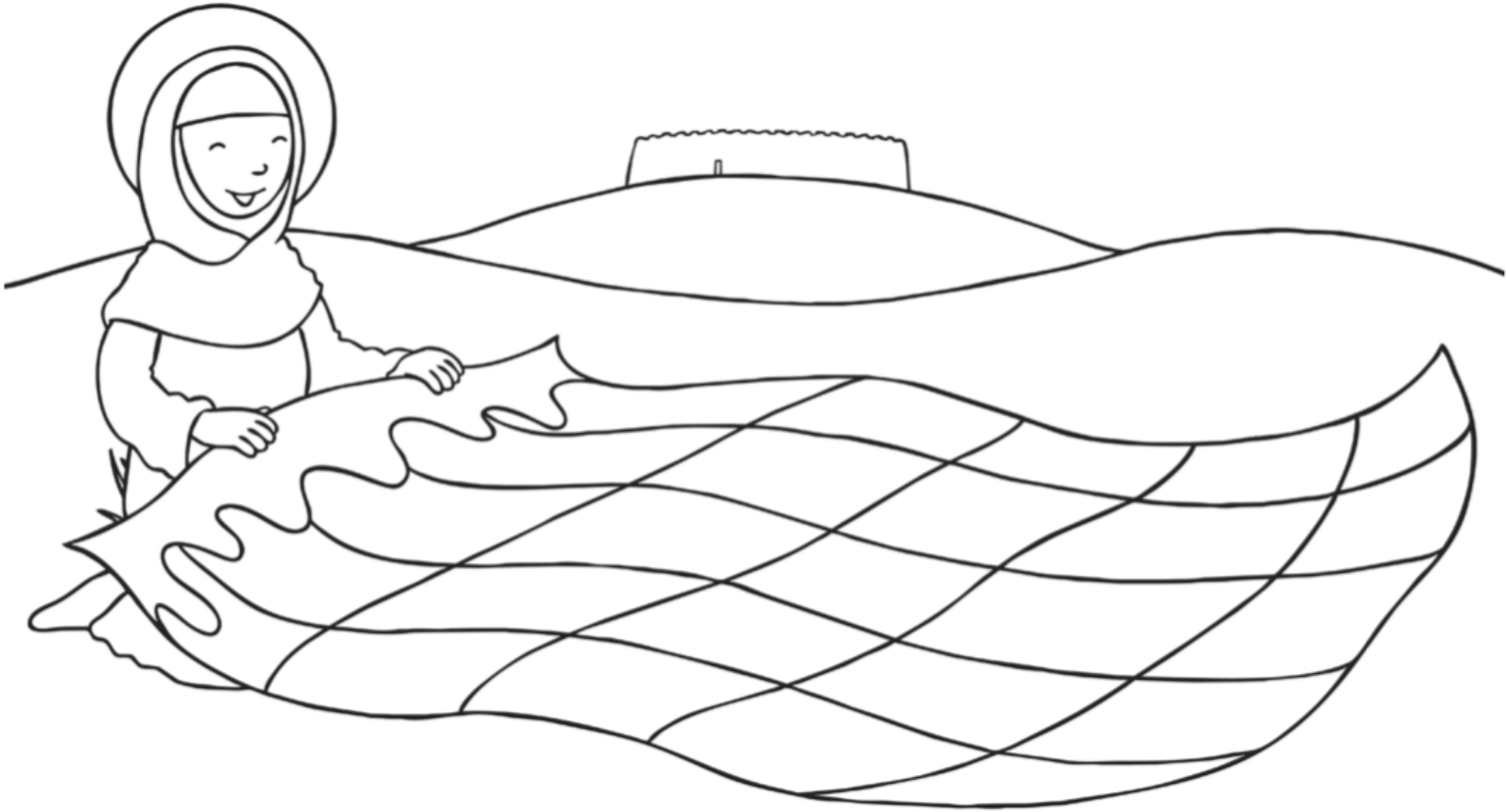
Subject	Title of Task	Activity	Resource	Sub
English	Reading Writing	-Learn spellings : Group 12: 9 . my 10 . family -Put these words into sentences in your copy. - Read new words : Week 2: Read over all the words from week 2.- Activity sheets : Vocabulary pg. 7. Fill in the missing words, write a sentence for each yellow word and add 'ed' to make a new word.	Spelling sheet Reading words Activity sheets	Yes
Gaeilge	An Aimsir	Zoom Meeting- Come with Crazy Hair! -Deir Ó Ghrádaigh- add new actions (ithe, ól, snámh, léamh, scríobh, lámh ar do cheann/ cluasa, iirl.) Encourage someone else to be the leader. -Watch Bua na Cainte lesson https://drive.google.com/file/d/1yk3BHraHNNHq_m-iIKVf_fhwxLc-t1Q/view?usp=sharing -Pretend you are a weather presenter on the news. Write a short piece in your copy. Dia duit!, Is mise _____. Tá nuacht agam.Inniú an _____. Inné an _____. Amárach an _____. Tá lá _____. Ní maith liom lá _____. Slán leat! -Watch this video of teacher as a news presenter. https://drive.google.com/file/d/15x3vbpS5dJT0Ns1WVNpEMGULkTl+OGOZ/view?usp=sharing -Cluiche Kim.	Links Copy	Yes
Maths	The Supermarket	- Tables 10+. - Work it Out Week 19 Thursday pg. 41.-Look at the food and prices at the bottom of the plan and answer the following questions. If you can, use coins to help you!- What can you buy if you have 50c? - How much more do you need to buy everything? - Planet Maths pg. 88 and 89.	Work it Out Planet Maths Copy	No
P.E	Movement- Dance	-Take out your dancing shoes and get ready to move with Trolls- Can't Stop the Feeling on GoNoodle. https://youtu.be/KhfkyzUwYFk - Or try the challenge grid from Monday but this time spell the day of week 'THURSDAY'. Do it as many times as you like.	Video link Exercise grid	No
Religion	The Parable of the Lost Sheep'	-Say the 'Our Father'. -One of Jesus' stories is called ' The Parable of the Lost Sheep '. Listen to the story https://drive.google.com/file/d/1JAb4ZoHyIepGNTDavMGtRpVfAAZ9SvIM/view?usp=sharing -Write the words ' The Lord, he is my shepherd ' on a piece of paper. Decorate it and add it to your prayer box . -While you are writing this, listen to the song: https://drive.google.com/file/d/19GtZIP5bVJk0tI43ck80dBJicGCS_9vB/view?usp=sharing	Video link Paper Prayer box	No
Other: Art	Collage selfie	-Using the selfie you took yesterday, create a collage selfie from your photo.-Observe your photo and draw your selfie. Cut up small pieces of coloured paper/ magazines/ newspaper, whatever you have! - Stick the pieces of paper to your selfie picture and add colour . If you want, you can add in some of the words you used yesterday for your selfie. -We hope to add these wonderful selfie pictures to the school website. Blank sheet of paper,Scissors, Glue/ pritt stick,Small pieces of paper/ magazine/ newspaper/ crepe paper, etc.Colours		Yes

Subject	Title of Task	Activity	Resource	Submission
P.E/ Dance	The Sid Shuffle	Let's Shuffle!! If you have seen the movie ICE AGE then you will know Sid. Follow the video below and try the Sid Shuffle! https://youtu.be/uMuJxd2Gpxo	Video link	No
Music/ Art	Listen and draw	-Listen to Carnival of animals- March of the Lions. https://youtu.be/6ZhegbAvhtY -What instruments can you hear? Is the music loud or soft? Is it fast or slow?-Draw a picture of what the music reminds you of.	Link Paper Colours	No
Drama	'Jumping Shoes'	-Pretend you are on the television and you are advertising 'Jumping Shoes'. Shoes that will make you jump high in the sky.-Put on a performance because you think everyone needs these amazing shoes! Why are they the best? Give some examples of what they can do.-Present your 'Jumping Shoes' to your family.	A pair of shoes Your imagination!!	No

Reading Words List

Week 1	Week 2	Week 3	Week 4
crowded	bicycle	diary	huge
catch	small	moved	family
behind	gleaming	enormous	pale
soaking	notice	strange	curious
laughed	helmet	nervous	large
uncomfort	protected	glanced	brought
able	knees	grinning	joining
clothes	ached	calm	guessed
home	time	friend	beside
lovely			delighted

St. Brigid's Day



SPELL YOUR NAME

Repeat as many times as you can!

A	Run on the spot for 10 seconds	N	Shake your hips for 20 seconds
B	Jump up and down for 20 seconds	O	10 mountain climbers
C	10 high knees	P	Climb a ladder for 20 seconds
D	20 second plank	Q	Sprint on the spot for 20 seconds
E	Hop on one foot for 20 seconds	R	Jump like a frog 15 times
F	10 push ups	S	5 star jumps
G	10 sit ups	T	10 side lunges on each leg
H	10 burpees	U	20 air punches
I	60 second wall sit	V	20 Ninja kicks on each leg
J	15 jump squats	W	Run on the spot for 30 seconds
K	20 mountain climbers	X	20 Elbow to knee touches
L	10 arm circles	Y	Donkey Kicks for 20 seconds
M	10 toe touches	Z	Frog jumps for 20 seconds

Thursday Maths Activity:



10c



30c



15c



25c