

Class: First Class **Week beginning:** 25th January 2021

Hi everyone!

I hope you are all continuing to keep safe and are finding the work ok. It was great to see you during the week on our Zoom calls and I hope you all enjoyed estimating and measuring this week. Keep sending me on your work and videos, I love to see how you are all getting on. This week is **Catholic Schools Week** so our Religion lessons this week will be based around that. We also have **assembly** this Friday, January 29th at 1pm for the Junior School. This will be done via a Zoom meeting. Ms Coen will e-mail the link to you. Safe Internet Day is on the 9th February. There is a competition that all the girls can participate in. The task is to create a netiquette and safer internet poster (do's and don'ts, ideas, tips, quotes, etc.). If you wish to take part the deadline is **5th February**. Submit your poster via parent or guardian facebook account to **Tullow SCP** on facebook. Include your **name, class and school with your entry**. www.facebook.com/Tullow-SCP-291058957723406 We will continue with our **narrative writing** this week. I have attached a story called **The Hare and the Tortoise** and some pictures to accompany it. It would be great if you could have these printed off for our Zoom call on Thursday. The children could also **pre-read the story** before our lesson. If you do not have access to a printer, do not worry, I will share this screen with the girls so they can read it. They will need their copy and a pencil for our Zoom lessons. I will also be introducing a **short reading comprehension** every Wednesday and some questions which I would like you to answer in your spare copy. Please write a full sentence for your answer. This will be attached to the end of the weekly plan. We have been working very hard at our tricky words, however we now need to move on to some **new vocabulary** from our **Starlight reader**. Some of these words are difficult so do your best to **sound them out** and get an adult to help you read them. I have attached this new words list so you can practice reading these new **sight words** every day.

Please do as much of the work as you can **but do not worry if you do not get it all completed**, just do your best!

I look forward to seeing you all again on Tuesday at 11.30am. Stay safe and keep washing those hands!

Míle buíochas,

Ms. O'Brien roisin@smltullow.ie

Zoom Meetings date and time:

1. Tuesday January 26th at 11.30 am	2. Thursday January 28th at 11.30 am
Topic: FIRST CLASS Ms. O'Brien Tuesday January 26th Time: Jan 26, 2021 11:30 AM London https://zoom.us/j/97115137088?pwd=ZnhqY2ZTRnh3UHR0TkRtOWt6V21hZz09 Meeting ID: 971 1513 7088 Passcode: FIRST1	Topic: FIRST CLASS Ms. O'Brien Thursday January 28th Time: Jan 30, 2021 11:00 AM London https://zoom.us/j/95816913168?pwd=ZUhPWlFhZ1dsRnlWbEZDR0JBdTZGUT09 Meeting ID: 958 1691 3168 Passcode: FIRST1

Monday 25th Jan

Subject	Title of Task	Activity	Resource	Submission
English	Reading Writing Phonics: Magic e	-Learn spellings : Group 11 'ck' words: 1. hop 2. fit 3. grin. - Put these words into sentences in your copy. - Read new words : week 1: crowded, catch, behind -Read the magic 'e' words. Sounds Make Words pg. 34 - Reading: Read 2/3 more pages in your reader (or a book from home). Please read this aloud for an adult. Sound out any words that you find tricky.	Spelling sheet New words list Sounds Make Words Copy	Yes
Gaeilge	An Aimsir	-Revise song: An Bháisteach. https://drive.google.com/file/d/1xVkn1_ng3d_Eo6VuURaOP4kUw5wFhqdv/preview -Watch Bua na Cainte lesson 4 https://drive.google.com/file/d/1fi_AsGr5TJT+NLeN9aKYgegLCFG0btRQd/view -Practice saying: Tá an lá fliuch. Tá sé ag cur báistí. Níl aon cóta báistí orm. - Fóclóir nua (new words) : cóta báistí (rain coat), hata báistí (rain hat), tuar ceatha (rainbow) - Write these new words in spare copy and draw a picture beside it. -Practice saying : Inniú an _____, Inné an _____, Amárach an _____. Mí Eanáir atá ann. An geimhreadh tá ann.	Bua na Cainte links Copy for new words and pictures	No
Maths	Addition	- Work it Out Week 16 page 34 Monday . - Learn tables: 9+ New topic: Addition 2 - Write out the numbers from 1-10 and the number words. E.g 1-one, 2-two 3-three We practiced these a lot at school on our whiteboards! Be careful with the number eight! -Practice writing out your doubles up to 12 + 12 (We should know these quite well) - Time yourself! See how fast you can say all your doubles from 1+1 to 12+12! - Watch this video to help you with your doubles. https://www.youtube.com/watch?v=GffaWZWQOvQ - Remember if you can skip count in 2's , it will help you with your doubles!!!! - Planet Maths page 81	Work it Out Planet Maths Spare copy/paper Pencil Video link	No
Religion	Catholic Schools Week Prayer Box	Catholic Schools Week : -Today is the beginning of Catholic Schools Week . Please watch the video from Bishop Denis which will be on www.kandle.ie today. - Make a special Prayer Box today (or this week) with your family. Use an old shoe box (or any cardboard box). Cover it in paper and decorate it. During the week you can put prayers inside it and remember someone/something each day. - Place your Prayer Box in a special area, just like our 'Sacred Space' in school. - Make this area extra special by adding a candle, rosary beads or a bible beside it.	Copy	Yes - if you would like to send me a photo of Prayer Box
SPHE	When I'm Happy Happy Collage	-Brainstorm all the feeling words you can think of and write them on a page/in your copy - Find some old magazines and search for pictures of 'happy people'. Glue these onto a page to make a happy collage! - Discuss the pictures: How did you know these people were happy? What sorts of things were they doing? Highlight that we can be happy on our own or with others. Discuss happy things we do alone (reading, playing lego, a walk) and with others (parties, beach trips, holidays etc.)	Blank sheet of paper Glue Magazines	No

Other: Geo	Weather	<ul style="list-style-type: none">-Discuss the weather. Brainstorm a list of 'weather' words in your copy/on a page.- Describe the weather we get in Ireland.- Weather Watch: Keep a record of the weather for 4 days (Monday - Thursday). Draw one or more symbols for each day. I have attached a sample sheet.	Copy Weather Record sheet	Yes
---------------	---------	---	-------------------------------------	-----

Tuesday 26th Jan

Subject	Title of Task	Activity	Resource	Submission
English	Reading Writing	- Learn spellings : Group 11 'ck' words: 4. duck 5. neck 6. clock - Read new words : week 1: soaking, laughed, uncomfortable - Read 2/3 pages of your reader. Write out a list of words that have 2 and 3 letters. - Read story: The Hare and the Tortoise (attached at end of plan) - All Write Now handwriting page 30: revise capital letter 'W', small v,w nd x and 'wh' sound	Spelling sheet Copy All Write Now Story(end of plan)	No
Gaeilge	ZOOM An Aimsir	ZOOM :- Cómhra le do mhuinteoir (chat with teacher) Dia duit, Conas atá tú? Cad is ainm duit? Cén rang ina bhfuil tú? Cén scoil ina bhfuil tú? Cén lá atá é inniú? Cén seasúr atá ann?..... - Cluiche (game) : Deir Ó Grádaigh - Revise song : An Bháisteach. https://drive.google.com/file/d/1xVkn1_ng3d_Eo6VuURaOP4kUw5wFhqdv/preview - An Aimsir : Fóclóir nua a bhaineann leis an aimsir. - Conas atá an aimsir inniú? Féach amach an fhuinneog agus abair liom cén sagahs lae é? Tá sé _____ (gaofar, te agus tirim, fliuch, scamallach) - Gléasta suas (dress up) : If the children had some weather clothes/items at home, it would be great if we could use them for our zoom meeting, items such as a rain coat (cóta báistí), rain hat (hata báistí), scáth báistí (umbrella), t-léine (tshirt), spéicalaí gréine (sunglasses), scaif (scarf), lámainní (gloves) - An Nuacht. Inniú an _____. Tá sé _____. - Cluiche Kim	Clothes for dressing up Spare copy or page Pencil	No
Maths	Addition 2	- Work it Out Week 16 page 34 Tuesday. - Learn tables: 9+ New Topic: Addition 2 -Practice saying doubles out loud. Ask an adult to quiz you on them. - Watch this video to help you with your doubles. https://www.youtube.com/watch?v=GffaWZWQOvQ -Recap on our near doubles! Remember if we know our doubles, we can use these to figure our near doubles. E.g 3 + 3 = 6 SO 3 + 4 is the same as 3 + 3 + 1 = 7 - Complete Planet Maths page 82	Work it Out Planet Maths Copy Video Link	Yes
P.E	Every Little Cell	-Recall the song ' Every Little Cell ' which we are learning with Ali in Music Generation - Sing this song and perform the body actions to go along with it. - Get your families involved and have some fun! https://www.youtube.com/watch?v=cGQGMk03waI	Link for 'Every Little Cell'	No
Religion	Catholic Schools Week	Catholic Schools Week : -Write (or print) and decorate the prayer ' Here I am ' (which we say in school) Here I am in the great big world, With everything to explore, And God made me to live as his child, And love him forever more. - Stick it onto your Prayer Box and think of somebody special that you would like to pray for today. - Place a candle beside the box and ask an adult to light it for you as you say your prayer aloud.	Link	No
Other: Science	Melting	-Discuss the process of melting . -When heated, some solids change. They melt and become liquids. - Write this list of foods (or choose your own foods) in your copy: ice cube, butter, apple, chocolate, ice cream, jelly - Put these foods into plastic cups. Stand the cups in hot water (make sure an adult helps you) for 15 minutes. Did the item melt? - Write 'yes' beside the food if it melted and 'no' if it did not melt.	Copy ice cube, butter, apple, chocolate, ice cream, jelly	Yes, if you would like to send a picture

Wednesday 27th Jan

Subject	Title of Task	Activity	Resource	Submission
English	Reading Narrative writing	- Learn spellings : Group 11 'ck' words: 7.lick 8.go - Reading : Read 2/3 more pages in your reader. Write out some words that have 4 or more letters in them. - Read new words : week1: clothes, home, lovely - Read Comprehension: Mary Mouse (read out loud with an adult) - Orally answer the questions based on the story. - Write the answers to Q1-4 in your spare copy, using a full sentence.	Spelling sheet Copy/paper Narrative Planning sheet	
Gaeilge	An Aimsir	-Féach ar Bua na Cainte lesson 4 https://drive.google.com/file/d/1fi_AsGr5TJT+NLeN9aKYgegLCFG0btRQd/view -Fóclóir nua (new words): buataisí (boots), lámhainní (gloves), scáth báistí (umbrella) - Write these new words in spare copy and draw a picture beside it -Watch this video link of some weather sentences and practice saying them after me. https://drive.google.com/file/d/1hzfiqMUjnDUXIHbyGr9a9TK67iWtou7e/view - Write two sentences about today's weather in your copy. - Inniú an _____. Tá sé _____. Tá sé _____.	Bua na Cainte links Spare copy	Yes
Maths	Addition	- Work it Out Week 16 page 35 Wednesday - Learn tables: 9+ -Play game of ten at ten. See link: https://www.topmarks.co.uk/maths-games/daily10 New topic: Brackets in addition sums - Today we will look at brackets in addition sums . Explain that we must do the sum in the brackets first and then add on the next number. Encourage the girls to write the answer to the sum in brackets on top. Add the next number by counting forward in your head or using a number line, if required. - Complete Planet Maths pg. 83	Work it Out Planet Maths	Yes
Religion	Catholic Schools week	Grandparent's Day - Today is Grandparent's Day! -Watch the following link from Bishop Denis on this very special day. -If you have a grandparent (or a neighbour/friend who is a grandparent), make a special effort to have a chat with them today. -Give them a phone call or surprise them by drawing them a special picture and telling them how wonderful they are. Pop it in their post-box or send them a photo of it!	Video link	No
SPHE	Mindfulness	Melting -Think back to our Science this week based on melting. - We are now going to do some mindfulness based on 'melting' - Practice melting away that icky frozen feeling you get when you're scared, frustrated, or angry. - Click this Go Noodle link and enjoy! https://www.youtube.com/watch?v=fTzXFPh6CPI&t=30s	Go Noodle link	No
Other: Geograp hy/ Science	Weather	- Continue working on your weather record for this week -Make a short video of you pretending to be a weather reporter. Talk about the weather today and what clothes you should wear! Don't forget to introduce yourself. Send me a video!	Weather record	Yes, if you would like?


Thursday 28th Jan

Subject	Title of Task	Activity	Resource	Submission
English	Reading Narrative writing	ZOOM LESSON - PLEASE HAVE A COPY AND PENCIL READY Narrative Story: The Hare and the Tortoise - Let's recap on what a narrative is. Can you remember each part? - Teacher will read the story The Hare and the Tortoise . - Discuss the characters and the setting - Retell the narrative story using the story board (pictures) . - Discuss the beginning , the middle (problem), the end (the solution)- After the Zoom call, finish writing sentences about each picture . -Learn spellings : Group 11 'ck' words: 9 .no 10 . Broomstick - Read over all new words, week 1 - Re-read story The Hare and the Tortoise and retell story in your own words	Spelling sheet Reader Video link Copy Narrative Planning sheet	Yes
Gaeilge	An Aimsir	-Watch Bua na Cainte lesson 4 https://drive.google.com/file/d/1fi_AsGr5TJT+NLeN9aKYgegLCFG0btRQd/view -Fóclóir nua (new words): scaif (scarf), caipín (cap), spéaclaí gréine (sunglasses). Write these new words in spare copy and draw a picture beside it - An Aimsir : Write a short piece about the weather in your spare copy. Fill in the blanks. Dia duit! Is mise _____. (Put in your name) Inniú an _____. (Put in the day) Seo é an aimsir. (This is the weather) Tá sé _____. Tá sé _____! Slán leat! -You can read this out loud and record it. Pretend you are a weather reporter! Send me on the video! I would love to see it! -Watch this sample video which I created!! https://drive.google.com/file/d/1q1_rY78aErXQespJJMMebPiD5cqs_3Fn/view	Bua na Cainte links Copy	Yes
Maths	Addition Number sentences	- Work it Out Week 16 page 35 Thursday . - Learn tables: 9+ Addition 2 -Today we will be looking at number sentences and using pictures to create number sentences. A number sentence is simply a sum. A number story has words and numbers. - Make up 5 number sentences in your copy using any animal/object you like. E.g Draw 6 lollipops and 4 sweets and write the sum $6 + 4 = 10$ beside it! Have fun! - Complete Planet Maths pg. 84 -Play game of ten at ten. See link: https://www.topmarks.co.uk/maths-games/daily10 (Level 2, addition, allow yourself enough time between sums)	Work it Out Planet Maths Video link	No
P.E	Obstacle Course	Obstacle Course -Create your very own obstacle course in your garden. (If it is wet, maybe you would be allowed to make it inside?) - Get creative and use items that are in your home to run around, jump over or climb underneath. Pretend you are in Ireland's fittest family! Get your families involved. - Time yourselves and see if you can beat your record!	Items for obstacle course Chairs, tables, bins, bicycles, scooters, footballs, etc.	No

Religion	The Prodigal Son	Catholic School Week: -Discuss how we love our parents and/or grandparents and how they love us, we show our love by being there for each other. -One of Jesus' parables or stories is called the Prodigal Son . -A children's video of the Prodigal Son can be played on Youtube: https://www.youtube.com/watch?v=DJgROx4wFKM - Discuss the story and colour the picture attached to plan. If you do not have a printer, children can draw a picture of the story.	Link	No
Other: Art	Weather Art	Let's get creative! -This Art activity is connected to our Geography this week, based on weather. - On a blank page, I would like you to create a weather scene. It can be a storm, a snowy day, a sunny day in the park. Use your imagination! Add as much colour as you can or use paints/glitter, whatever you have at home. -See the pictures below for some ideas!	Blank sheet of paper Colours, paint, glitter	Yes, if you would like to?



Fun Friday 29th Jan

Subject	Title of Task	Activity	Resource	Submission
P.E	Meatball Run	<p>-Here is a video clip from go noodle which the girls love doing! https://www.youtube.com/watch?v=JU0ETGd5dgk&feature=youtu.be&fbclid=IwAR3nfZYfDyJfNV2MDQV_X8ju3Cpz078AMFQSiP-pfH8Etccce_DBAzBbu4k</p> <p>-Jump, duck, and dodge around obstacles to help Moose Fabio deliver delicious, juicy meatballs to his GrandMoose Filomena.</p>	Link to video clip	
Music	 <p>Make an Instrument</p>	<p>Water Bottle Music Shakers</p> <p>I know we are all missing our musical instruments which we loved playing at school, so why not create our own?</p> <p>-Find an old bottle or any empty container/tub</p> <p>- Clean it out and decorate it with markers or by gluing on pieces of colourful paper</p> <p>- Add rice to the inside of it. If you do not have rice, you could use beads or very small pebbles.</p> <p>- Now SHAKE SHAKE SHAKE!!!!</p>	An old bottle Markers Rice	Yes, if you would like to?
ONLINE ASSEMBLY 1pm	Assembly	<p>ONLINE ASSEMBLY</p> <p>Please join our online assembly on Zoom at 1pm today.</p> <p>Ms. Coen will be announcing pupil of the month and lots more.</p> <p>It would be great to see you all!</p>	Zoom link	

New Words List

Week 1	Week 2	Week 3	Week 4
crowded catch behind soaking laughed uncomfort able clothes home lovely	bicycle small gleaming notice helmet protected knees ached time	diary moved enormous strange nervous glanced grinning calm friend	huge family pale curious large brought joining guessed beside delighted

The Hare and the Tortoise

There once lived a hare who loved to boast.

"I am the best at everything!" he would say.





One day a tortoise heard him boasting.


"I bet I could beat you in a race," said the tortoise.

"Don't be silly!" said the hare. "You could never beat me!"

They set a date for a race, and the day came. The hare was so confident that during the race, he decided to lie down and have a nap. Tortoise passed him while he was sleeping. When the hare woke up, he found out that Tortoise had won the race!

The Hare and the Tortoise Storyboard





Comprehension and Questions: Mary Mouse

Mary Mouse lives in a small, pink house. The house has a garden with a pond. In the pond lives a frog called Fred.





Fred sometimes goes to visit Mary. He and Mary have a cup of tea and eat cakes together in her kitchen.

If the weather is very hot, they sit outside in the sun with a cool drink instead of tea.

Questions:

1. Where does Mary live? Mary lives in.....
2. What colour is her house? Her house is
3. What kind of animal is Mary?
4. What kind of animal is Fred?

Sample Weather Record

			
sunny	windy	rainy	cloudy
	morning	afternoon	
Monday			
Tuesday			

The Prodigal Son

