

Class: First Class **Week beginning:** 8th- 12th February

Hi girls!

I hope you and your families are doing well and continuing to stay safe. Well done on all of your hard work so far, you are doing great! Keep it up!

Internet Safety Day is this Tuesday, February 9th so our SPHE lesson will be based around this on Tuesday. Please watch the video link with your child. We are starting a new theme in **Gaeilge** this week. Our new theme is 'Éadaí' or clothes! It would be great if the girls could have some items of clothing ready for our Zoom lesson on **Tuesday**. We are also starting 'weight' as our new topic in **Maths** this week. It would be wonderful if the girls could have a **1kg bag of sugar (unopened)** and household items for our Zoom lesson on **Thursday**.

I hope that you all got a chance to collect your **Starlight Core Reader and English Portfolio** book from school. If not, they will be available for collection on Tuesday, February 9th from 11am-1pm. We have finished our spellings list (on the laminated sheet) so I have added a **new spellings list** to the end of this week's plan. Please make sure that your child **reads every day** and practices their new vocabulary and spellings.

****N. B*** PLEASE REMEMBER THAT OUR ZOOM TIMES HAVE CHANGED TO ACCOMMODATE LONGER SESSIONS.**

OUR ZOOM TIMES ARE AS FOLLOWS: TUESDAYS @ 11.05- 11.50am

THURSDAYS @ 10.20am- 11.05am

YOU CAN ONLY ACCESS ZOOM MEETING BY ENTERING THE MEETING I.D INTO THE ZOOM APP. YOU WILL NO LONGER BE FOLLOWING A LINK. THIS IS DUE TO INCREASED SECURITY MEASURES. THE PASSWORD, WHICH IS ALWAYS THE SAME, WILL BE SENT TO YOUR FAMILY VIA EMAIL/PHONE.

Please pay attention to our '**Netiquette**' rules when using the internet.

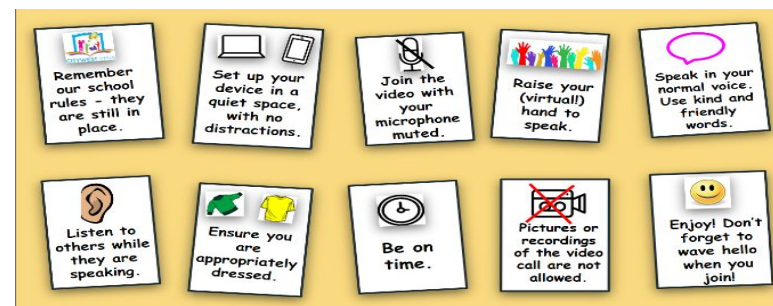
Do as much of the assigned work as you can.

Please do not worry if you don't get it all completed/submitted.

I look forward to seeing you all again on Monday.

Míle buíochas,


Ms. O'Brien



Zoom Meetings date and time:

1. TUESDAY February 9 th at 11.05 am	2. THURSDAY February 11 th at 10.20 am
Topic: FIRST CLASS MS. O'BRIEN Time: Feb 9, 2021 11:05 AM London Meeting ID: 947 2460 0338	Topic: FIRST CLASS MS. O'BRIEN Time: Feb 11, 2021 10:20 AM Meeting ID: 916 7342 3703

Monday 8th February

Subject	Task	Activity	Resource	Sub
English	Reading Writing Grammar: Sentences	-Learn spellings : Group 1 : 1. because 2. before 3. little -Read new words : Week 3 : diary, moved, enormous - Core Reader : Re-read story 'A Day in the Park' (Please read out loud, this will develop fluency) - Grammar : Sentences. Highlight that a sentence is a complete thought and that it must make sense. It must begin with a capital letter and end with a full stop. - Complete Activity Booklet page 8 - Sounds Make Words pg. 37: Match syllables to make words	New spelling sheet New words list Sounds MakeWords Starlight reader/ Activity book	Yes
Gaeilge	Eadaí	New Theme: Éadaí/ Clothes - Éist leis an dán 'Éadaí' (listen to the poem) https://drive.google.com/file/d/1UNe9h-Bs6ajuRARqLmm5UFEXzw6Roibd/view -Watch Bua na Cainte lesson 1 https://drive.google.com/file/d/1HLcLNKF4jvTXVmntN9dvBclH6mRPskOr/view - Foclóir nua : léine (shirt), t-léine (t-shirt), carbhat (tie), geansaí (jumper), bríste (trousers) - Write 4 sentences about na héadaí atá ort (the clothes you are wearing) in your copy agus tarraing pictiúr (draw a picture) Tá _____ orm. Tá geansaí orm. Tá bríste orm. Tá hata orm. Tá t-léine orm.	Links Copy	Yes
Maths	Weight	- Tables 11+ . - Work it Out Week 18 Monday pg. 38 - New Topic: Weight - Discuss examples of when we use weight in everyday life and record in your copy/page. E.g when buying meat, when baking etc. -Use the language of weight at home: light, heavy, lighter, heavier, lightest, heaviest, the same weight as, almost, weighs less than, weighs more than - Find some items in your house that are heavy and light. Lay them out on your table and divide them into 2 groups. Draw a line down the middle of your copy and draw heavy items on one side and light items on the other. Take a photo of your item and send it to me! - Complete Planet Maths pg. 93	Work it Out Planet Maths Items to weigh Copy colours	No
Religion	Forgiveness	-Introduction to the Sacrament of Reconciliation -Ask your child to think about a time when they did not show their love for God, a time when they had to say sorry. Discuss this time and highlight that when we say sorry, we are forgiven. - Draw a picture of this time and write 2/3 sentences about it. - Listen to the song 'I'm Sorry' https://drive.google.com/file/d/1IQo-JEmrHfNdYHnGKVliQoRBA86leBOY/view	Video link Copy/page	No
Other: History	Clothes from the Past	 -Interview a parent/grandparent or older person about clothes they wore in the past. -Examine an old photo of a parent/grandparent. Answer the following questions :-What type of clothes/ shoes did people wear? How have they changed since? What type of clothes do you prefer? From the 50's, 60's, 70's, 80's or now? Why? - Look at this photo of clothes in the 60's. Describe them! -Draw a picture of yourself in your favourite outfit or an outfit from the past that you would like to wear or get dressed up in some old clothes belonging to your parent/grandparent and send me a photo! Have fun!	Old photo Interview a parent/ grandparent	Opti onal

PE	Balance	<p>-Learn how to bring focus to yourself with this calming exercise for the mind and body https://www.youtube.com/watch?v=0vuaCHEAs-4</p> <p>-Practice balancing on one foot, then swap feet, time yourself and see how long you can balance on each foot?</p> <p>- Now close your eyes as you try to balance!!!! What did you discover???</p>	Video link	No
----	---------	---	------------	----

Tuesday 9th February

Subject	Task	Activity	Resources	Sub
English	Reading Writing	-Learn spellings: Group 1 : 4. once 5. always 6. eight-Read new words : Week 3: strange, nervous - Core Reader : Read new story 'My New Bicycle' (Read out loud, this will develop fluency) paying attention to our new words in bold.- Sounds Make Words pg. 38: Recap on magic e words. Circle or highlight all the magic e words- All Write Now pg. 32: Revise all letters and rearrange in alphabetical order .	Spelling sheet Sounds Make Words All Write Now	yes
Gaeilge	Eadaí	ZOOM MEETING: There will be a surprise guest at our meeting! - Éist leis an dán 'Éadaí' (listen to the poem) https://drive.google.com/file/d/1UNe9h-Bs6ajuRARqLmm5UFEXzw6Roibd/view -Watch Bua na Cainte lesson 1 https://drive.google.com/file/d/1HLcLNKF4jvTXVmnP9dvBclH6mRPsKOr/view - Foclóir nua : buataisí (boots), bróga (shoes), gúna (dress), sciorta (skirt), stocaí (socks)-Cad atá sé ag caitheamh? Féach ar an bpictiúr. Tá ____ air.- Write these new words in your copy and draw a picture beside them- Make a short video of you describing what clothes you are wearing. - Use the sentence: Tá ____ orm.	Links Copy/page	No
Maths	Weight	- Tables 11+. - Work it Out Week 18 Tuesday pg. 38-Discuss the balance with the children. What is it used for? How is it used?- Use an example of a see-saw with the children- Using some household items , allow children to estimate which items are heavier are lighter . What would happen to the balance if one item is heavier? (The heavy item goes down) What happens to the lighter item? (It will rise up) What happens if the items weigh the same?- As the children will not have access to a balance, maybe an adult could help and act as a balance using their hands! - Or follow this step by step video on how to make your own balance scale . You can use plastic cups or tubs, whatever you have at home. Here are two different ways to make one: https://youtu.be/N4XOEQevaVo https://youtu.be/VRCXLMJkxDo -Watch this little game/video using the balance https://drive.google.com/file/d/1XOfcc57jIq7KHEWZbH9zJVS-Jlflb0PT/view - Planet Maths p.g 94	Work it Out Planet Maths Items to estimate Video links	No
Religion	Sacrament of Reconciliation	- Listen to the song 'I'm Sorry' https://drive.google.com/file/d/1IQo-JEmrHfNdYHnGKVliQoRBA86leBOY/view -Discuss the words of the song- Explain to the girls that there is a very special way in which we can say sorry to God and others, through the Sacrament of Reconciliation (which we will celebrate next year) -Watch the video about Sacrament of Reconciliation with your child and what happens during the sacrament https://drive.google.com/file/d/1Gj0GJBP7qmLdB0ekO8678l-KjCHe5N8x/view	Links	No
Other: Science	Spring	Spring is here! -Talk with your child about Spring. What months are in spring?- Highlight that plants/flowers start to grow in spring.- Many animals and birds have their babies in spring because there is a lot of food around.- Draw a spring picture (include plants/flowers growing/baby lambs) and write 2/3 sentences about what happens in spring.- Go on a nice spring walk and see if you can see any signs of spring yet? Can you see any buds on the trees or any spring flowers starting to grow? Send me a photo if you can!	copy	Yes,
SPHE	Internet Safety Day	Today is Internet Safety Day! -Recap on our Zoom lesson from last week about Internet Safety . Discuss the story about Buddy the Dog.-Discuss what you have learned about internet safety with an adult. - Sing our Internet Safety Song- Design a poster : Design an internet safety poster	Video link Copy	Yes

Wednesday 10th February

Subject	Task	Activity	Resource	Sub
English	Reading Writing	-Learn spellings : Group 1: 7. were 8. laugh- Read new words : Week 3 : glanced, grinning- Core Reader : Read story 'My New Bicycle' (Read out loud, this will develop fluency)- Look out for some of your new reading words in bold . - Activity Sheet (in booklet) : Comprehension pg. 10 Answer questions on the story and fill in the missing words. - Draw a picture of an accident that you had and write 2/3 sentences about it. You will need: Spelling sheet Reading words, Core reader ,Activity sheets booklet		Yes
Gaeilge	Éadaí	- Éist leis an dán 'Éadaí' (listen to the poem) https://drive.google.com/file/d/1UNe9h-Bs6ajuRARqLmm5UFEXzw6Roibd/view -Watch Bua na Cainte lesson 2 https://drive.google.com/file/d/12SCNFBBeK4JTBnRfQCgfBmW-w0pu8-fkx/view - Foclóir nua : briste gearr (shorts), hata gréine (sun hat), spéaclaí gréine (sunglasses). Write 4 sentences about the clothes the boy is wearing in the picture to the left. We use 'air' when talking about 'on him'. Draw a picture under your sentences. Tá _____ air. Tá _____ air. Tá _____ air Tá _____ air.	Links Copy	Yes
Maths	Weight	- Tables 11+. - Work it Out Week 18 Wednesday pg. 39- Discuss the language of length: light, heavy, lighter, heavier, lightest, heaviest-Use a kg weight (A bag of sugar). Lift the bag and feel how heavy it is. - Choose some household items and estimate if your items are heavier/lighter than the bag of sugar (1kg).- Record results in your copy.-Remember estimating means to guess . - Complete Planet Maths pg. 95. You will need:Household items to weigh 1kg bag of sugar	Work it Out Planet Maths Copy	No
Religion	Sacrament of Reconciliat ion	- Listen to the song 'I'm Sorry' and sing along. https://drive.google.com/file/d/1IQo-JEmrHfNdYHnGKVLiQoRBA86leBOY/view -Discuss how we can say some prayers or do acts of kindness which will help to bring us closer to God when we say sorry, this is called penance . -Watch the second part of the video on the Sacrament of Reconciliation https://drive.google.com/file/d/1IAa0NZAjGFC2p74Xcyh2F_man9Z0kfG3/view -Discuss the video with your child	Video links	No
SPHE	It is ok to cry when I am sad	-Discuss the reasons why we cry. Highlight that it is a natural way for the body to release stress.- Talk about a time when you needed to cry.- Draw a picture of this time and write one sentence about it.		No
Other: Geograph y	Recycling	-Discuss what recycling is and why it is so important.- Discuss items that can be recycled in your home. What should be put into the recycling bin, the waste bin and the compost bin. - Divide a blank sheet into 3 sections and label them 1. Recycling 2. Waste 3. Compost - Draw pictures of items/foods that go in each category - Play the following game where you have to drag the garbage into the correct bin! It is great fun! https://www.turtlediary.com/game/recycling-waste.html	Page Video link for recycling game	Yes


Thursday 11th February

Subject	Task	Activity	Resource	Sub
English	Reading Writing	- Learn spellings : Group 1: 9. many 10. said -Read new words : Week 3: calm, friend- Core Reader : Read story 'My New Bicycle' (out loud)- Activity sheet: Vocabulary pg. 11. Fill in the missing words, replace the underlined words and write a new sentence. You will need:Spelling sheet, Reading words, Activity sheets		Yes
Gaeilge	Éadaí	- Éist leis an dán 'Éadaí' (listen to the poem) https://drive.google.com/file/d/1UNe9h-Bs6ajuRARqLmm5UFEXzw6Roibd/view -Watch Bua na Cainte lesson 2, part 2 https://drive.google.com/file/d/19aRNfIFU3JgriM65K5w7Luvh7IoeoGm3/view - Foclóir nua : gearr (short), fada (long)- Tarraing na h'éadaí seo i do chóipleabhar: (Draw these in your copy and write the correct words beside the pictures-give it the title ' Gearr agus Fada ') 1. briste gearr agus briste fada (shorts and long trousers).2. scairf gearr agus scairf fada (a short scarf and a long scarf). 3. sciorta gearr agus sciorta fada (a short skirt and a long skirt)	Links Copy	No
Maths	Weight	ZOOM Meeting:The girls should have some household items ready (to estimate their weight)- Examples: apples, oranges, pencil case, ball, teddy, etc. Also, if they could have a 1kg bag of sugar, that would be great! If you have a balancing scale or had a chance to make your own, bring that too! - Discuss the language of length: light, heavy, lighter, heavier, lightest, heaviest -Present a 1kg bag of sugar. We will have a discussion on how you used your bag of sugar when measuring your item yesterday. - We are going to make three bundles. Label them: 1. About 1kg 2. Heavier than 1kg 3. Lighter than 1kg - We are going to use some household items and estimate which group each item should be put in. - Let's see if your estimations were correct using our bag of sugar and balancing scales. - Use a balance to estimate how many books/copies/ blocks to balance 1kg. - Estimate first and then measure. Compare your estimations to your answers - Tables 11 -Work it Out Week 18 Thursday pg. 39- Planet Maths pg. 96	Work it Out Planet Maths Items to weigh 1kg bag of sugar	Yes
P.E	Balance Walk the line	Walk the line: -Find a line on the ground (a line on the kitchen tiles/ on the footpath outside) or draw a line using chalk outside. -Walk along the line, one foot in front of the other. Imagine that you are a tightrope walker. - Now try some of these activities: 1. Turn around fully (without falling over) 2. Stretch out arms in front of you and stand on one foot. 3. Hold a wide shape for the count of three as you balance. 4. Play a clapping game with someone opposite you while still standing on the line!	A line on the ground	No
Religion	Sacrament of Reconcilia- tion	- Listen to the song 'I'm Sorry' and sing along. https://drive.google.com/file/d/1IQo-JEmrHfNdYHnGKVliQoRBA86leBOY/view -Recap on the actions involved in celebrating the Sacrament of Reconciliation. - Explain to the children, that when we leave the church, we are ready to start again and live as Jesus asked us to. - On a piece of paper, draw a picture of yourself living as Jesus asks you do (doing something kind)	Video link Paper Prayer box	No

Other: Art	Spring Flowers using egg cartons	<p>-As we were learning about spring this week, we will use our spring flowers as inspiration for our Art activity.</p> <ul style="list-style-type: none"> - Cut out your egg cartons into little pieces. Then snip them all the way around to make them look like flowers. - Dip the egg cartons into your paint and then smear them around - Press onto your paper to make egg carton flower prints - Let the prints (and egg carton pieces' dry) - Tape/glue egg cartons onto the prints - Add some stems using markers <p>If you do not have paint, simply draw and colour some spring flowers on a blank page!</p>	Blank sheet of paper	Yes, if you would like to
			Old egg carton	
			Colours/ paint	



Fun Friday 12th February

Subject	Title of Task	Activity	Resource	Submission
P.E/ Dance	Banana Meatball	Let's start the day with a fun, upbeat song. It is all about making patterns in the world around us. Have fun and don't forget to sing along and DANCE!!! https://www.youtube.com/watch?v=BQ9q4U2P3ig	Video link	No
Baking	Mars bar Squares recipe	-Try making these delicious Mars bar Squares at home as a treat for all your hard work! - Read the recipe with an adult (good chance to practice your reading) - Pay special attention to the ' weight ' of your ingredients! - Recipe attached to the end of plan. Click link below for method: https://www.youtube.com/watch?v=n2cl-AwhU8o	Recipe attached to end of plan Ingredients!	Send me a photo! Optional
Art	Valentine's Day Cards	This Sunday, February 14 th is Valentine's Day. Make Valentine's Day card for somebody special in your family. Use any materials you have at home and be creative!	 Paper Colours Scissors Glue card	Optional

Mars Bar Squares Recipe

Ingredients

90g Butter
3 mars bars (85g each) Roughly chopped
3 cups of rice krispies (approx 200g-250g)
250g milk chocolate

What you will need

- Bowl
- Knife or kitchen scissors
- Weighing scales
- Microwave
- Spoon for mixing
- Ingredients
- Tray (it doesn't have to be the exact shape or size they have on the recipe. A pyrex dish is great too or even a couple of lunch boxes with the lid off!)
- Little bit of butter or margarine to grease the tin
- Baking paper/parchment
- Fridge!
- Sharp knife to cut them up
- An adult to help you!

Method

<https://www.youtube.com/watch?v=n2cl-AwhU8o>

New Spellings List

Group 1	Group 2	Group 3	Group 4
1.because	1. want	1. which	1. old
2.before	2. down	2. mother	2. like
3.little	3. upon	3. father	3. don't
4. once	4. cover	4. every	4. jump
5. always	5. other	5. after	5. people
6. eight	6. when	6. love	6. late
7. were	7. what	7. give	7. then
8. laugh	8. why	8. have	8. they
9. many	9. where	9. one	9. lots
10. said	10. who	10. only	10.make

Reading Words List

Week 1	Week 2	Week 3	Week 4
crowded catch behind soaking laughed uncomfort able clothes home lovely	bicycle small gleaming notice helmet protected knees ached time	diary moved enormous strange nervous glanced grinning calm friend	huge family pale curious large brought joining guessed beside delighted